

## Visual Paradigm version 14.2


Download version 14.2 at <https://www.visual-paradigm.com/download/>

# Download Visual Paradigm

No risk. No obligation. No registration for 30-day FREE Trial

Version: 14.2  
Build number: sp1\_20171107

**Download Visual Paradigm  
FREE Trial**

 SSL Secure Connection

For Windows 64bit

[More Options](#) | [System Requirements](#) | [End User License Agreement](#)

Download Features List

[Product Leaflet](#) | [Brief Feature List](#) | [Full Feature List](#)

The activation code is: 7E938-T2NX8-NN5Z3-UEL54-682Q8

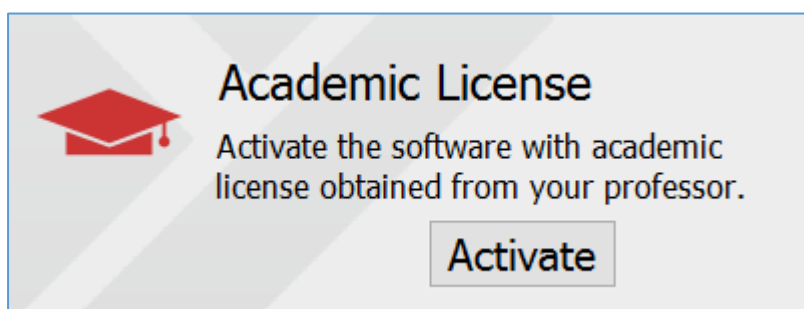
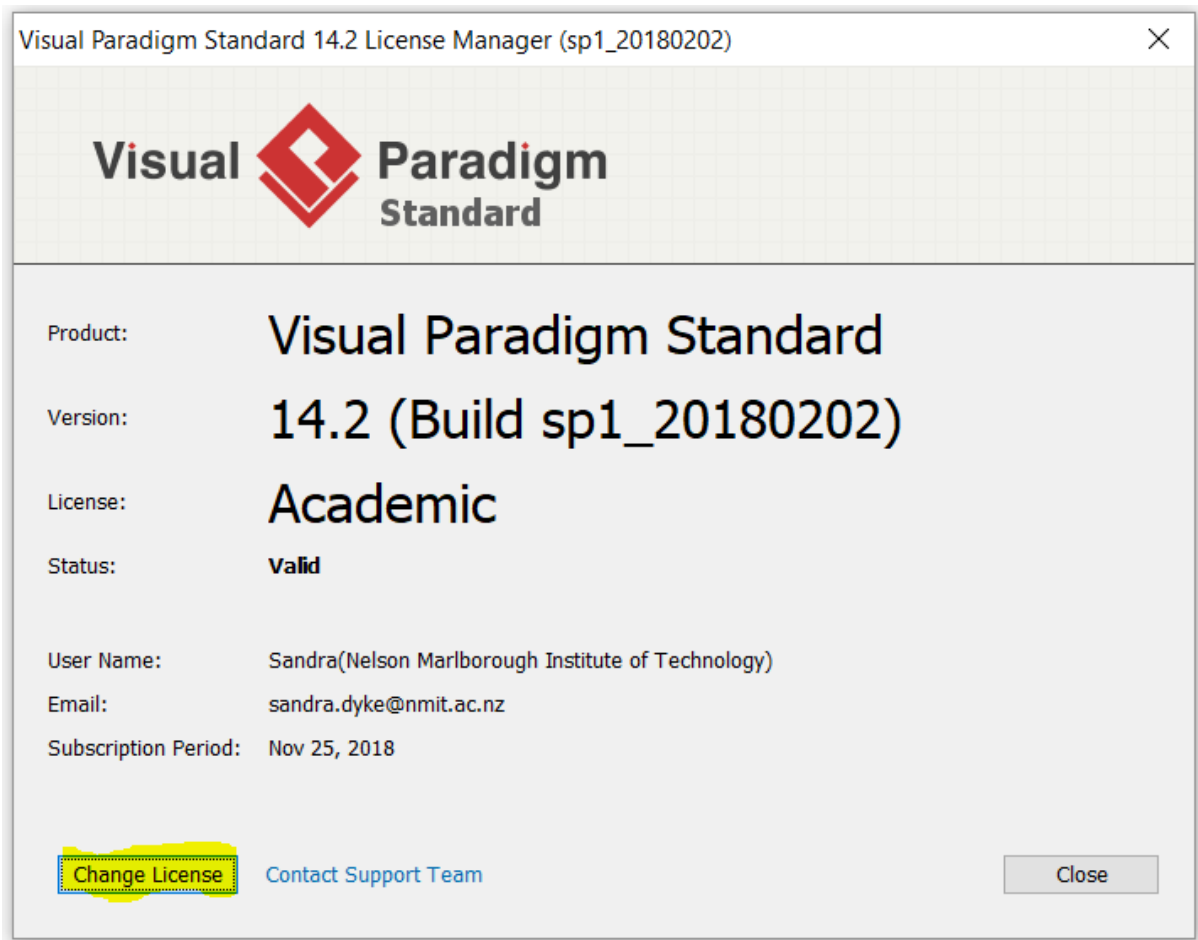
Make sure you activate your copy

- Limits your access to the functionality supported by our license
- If you don't activate you will no longer be able to use it after the 30 day free trial until you activated it and if you have used advanced functions you will have issues with continuing to access these advanced functions

To activate your copy:

Go to License manager (Window tab) and

click on Change License



Click on Activate Academic License

## Academic Partner Program License

Copy the activation code of your license and paste into the following text field. **Internet access** is required.

Activation Code:  -  -  -  -

Name:

Email:

Activate

Email Address **MUST** be your NMIT email address

Type in the activation code – you can try copy and paste but sometimes this doesn't work  
The activation code is: 7E938-T2NX8-NN5Z3-UEL54-682Q8

Add your name and your NMIT email address

You will then be sent an activation code to your **NMIT email address**. Follow the instructions in the email to activate your version of Visual Paradigm.